



**Angel Oak**

CORRESPONDENT

## How to Submit Your Closed Loan File and Pre-Purchase Conditions (Non-Delegated & Pre-Close Correspondents)

### Angel Oak Correspondent Lending

Angel Oak is committed to your success. Our vision and expertise are dedicated to you and your clients.

**Step 1: Go to the Angel Oak Correspondent website at [www.angeloakcorr.com](http://www.angeloakcorr.com). Select Loan Portal Login.** (website works best with Google Chrome)

- About Us
- Correspondent Programs
- Loan Portal Login**
- Contact Us

**Step 2: Click on [Click here to Log In](#) using your Angel Oak user access credentials.**

[Click here to Log In](#)

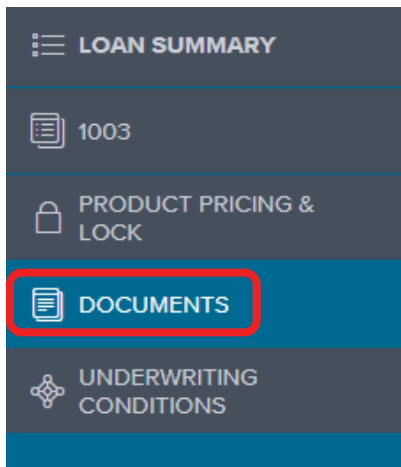
#### Announcements

Welcome to our new Correspondent portal!

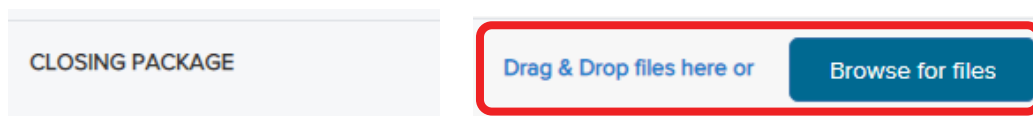
**Step 3: Click on [ADD NEW LOAN](#).**

- WELCOME
- PIPELINE**
- ADD NEW LOAN
- MARKETING PORTAL ▾
- DOCUMENTS ▾

**Step 4:** Click on **DOCUMENTS** on the left side of screen.

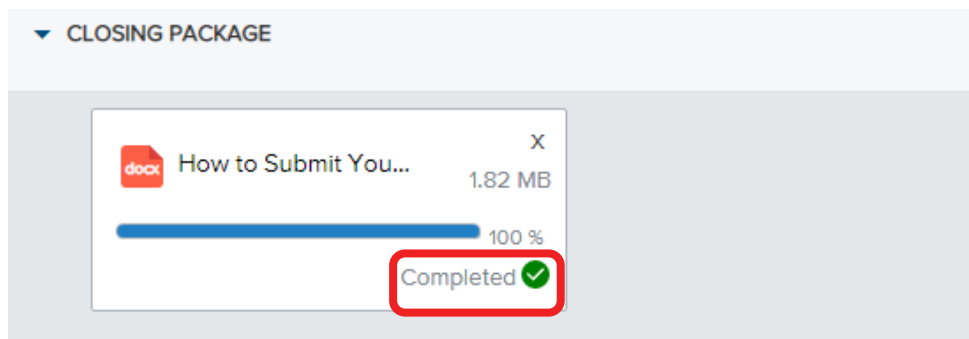


**Step 5:** Locate **CLOSING PACKAGE** and click on **Drag & Drop files here or Browse for files** to upload your closed loan package and/or pre-purchase conditions.

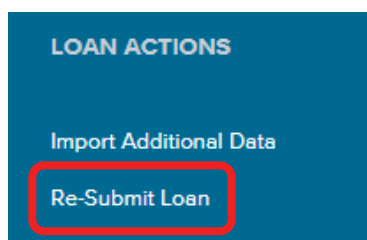


**NOTE:** You must include the Correspondent Final Closed Loan Package Checklist as the cover sheet for your final closed loan package.

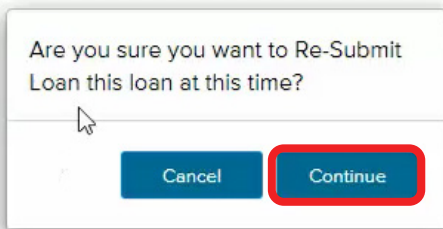
**Step 6:** Ensure the uploaded Closing Package has been successfully submitted.



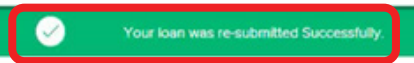
**Step 7:** Click on **Re-Submit Loan**.



**Step 7:** Click on **Continue** when the notification appears on the screen “Are you sure you want to Re-Submit Loan at this time?”



**Step 8:** You will then see the words “Your loan was re-submitted Successfully” and you will see the re-submission date.



## Re-Submit Loan

Submission Overview		
Application Date	Submission Status	Submission Date
-	Submitted	12/20/2019
Re-Submit Loan Date	Most Recent Re-Submit Loan Date	
12/20/2019	12/20/2019	

**Step 9:** You can also click on **Loan Summary** on the left side of the screen and on the right side of the screen, under **Key Dates** you will again see that the loan has been Registered and Submitted for Review.

☰ **LOAN SUMMARY**

### Key Dates

Registered	01/15/2020
Submitted for Review	01/15/2020

**Step 10:** Ship the original Note, Allonge and Bailee to:

**Angel Oak Mortgage Solutions**  
**Attn. Post Closing**  
**980 Hammond Drive, Suite 200, Atlanta, GA, 30328**



© Angel Oak Mortgage Solutions LLC NMLS #1160240, Corporate office, 980 Hammond Drive, Suite 850, Atlanta, GA, 30328. This communication is sent only by Angel Oak Mortgage Solutions LLC and is not intended to imply that any of our loan products will be offered by or in conjunction with HUD, FHA, VA, the U.S. government or any federal, state or local governmental body. This is a business-to-business communication and is intended for licensed mortgage professionals only and is not intended to be distributed to the consumer or the general public. Each application is reviewed independently for approval and not all applicants will qualify for the program. Angel Oak Mortgage Solutions LLC is an Equal Opportunity Lender and does not discriminate against individuals on the basis of race, gender, color, religion, national origin, age, disability, other classifications protected under Fair Housing Act of 1968.